



# STREET LIGHT

ZERON  
NEW LIGHT NEW LIFE



150  
Lm/W

CRI  
>80Ra

0.9  
PF

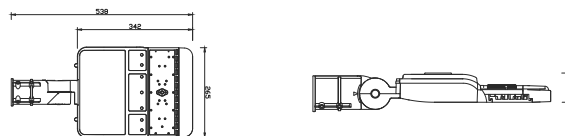


Daya (W)	30W	40W	50W	70W	90W	120W	150W
Input Voltage	AC100~277V						
Frequency Amp.	50/60Hz						
LED Efikasi	150Lm/W						
Total Lumen	4.500Lm	6.000Lm	7.500Lm	10.500Lm	13.500Lm	18.000Lm	22.500Lm
CRI	>80						
Temperatur Warna	3000K-5000K						
Proteksi	IP 66						
Beam Angle	120°						
Berat	2.8kg	2.8kg	2.8kg	3.9kg	3.9kg	3.9kg	4.9kg
Material	Die Casting Aluminium+Polycarbonate						

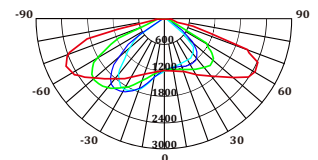
Model : ZERN-STH-ZRSM-30W  
ZERN-STH-ZRSM-40W  
ZERN-STH-ZRSM-50W



Dimension (mm)



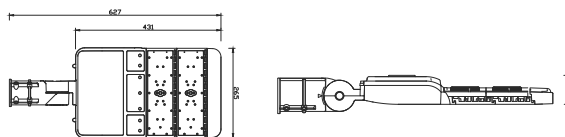
Light Distribution Curve



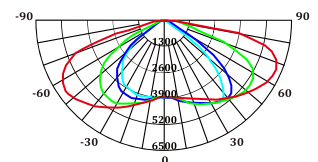
Model : ZERN-STH-ZRSM-70W  
ZERN-STH-ZRSM-90W  
ZERN-STH-ZRSM-120W



Dimension (mm)

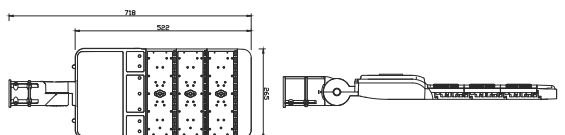


Light Distribution Curve

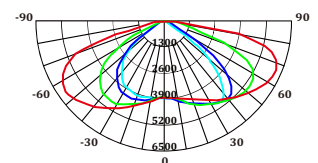


Model: ZERN-STH-ZRSM-150W

Dimension (mm)



Light Distribution Curve



3.000K 4.000K 5.000K 6.000K

- \* Easy maintenance
- Modular LED for easy replacement
- Opening and closing possible of LED module part and power supply part
- Customizable beam angle



# STREET LIGHT

ECO LUXON



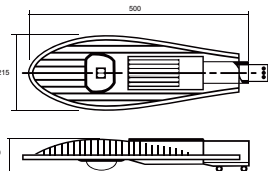
110 Lm/W

>80 CRI

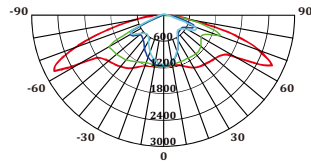
Daya (W)	30W	50W	100W	150W
Input Voltage	AC100~265V			
Frequency Amp.	50/60Hz			
LED Efikasi	110Lm/W			
Total Lumen	3.300Lm	5.500Lm	11.000Lm	16.500Lm
CRI	>80			
Temperatur Warna	3000K-6000K			
Proteksi	IP66			
Beam Angle	160°			
Berat	1kg	2kg	3kg	4kg
Material	Die Casting Aluminium			

Model: ELX-CBR-ECCOB-30W

Dimension (mm)

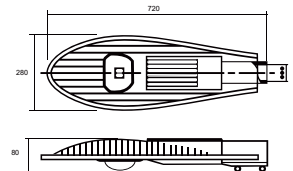


Light Distribution Curve

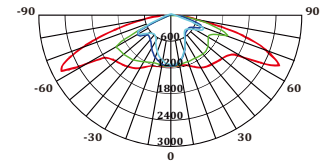


Model: ELX-CBR-ECCOB-50W

Dimension (mm)

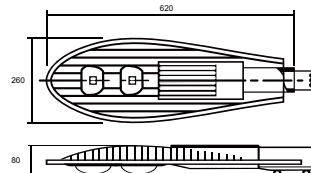


Light Distribution Curve

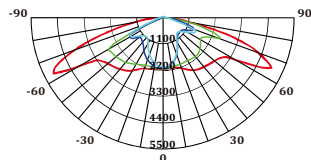


Model: ELX-CBR-ECCOB-100W

Dimension(mm)

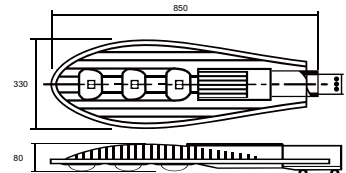


Light Distribution Curve

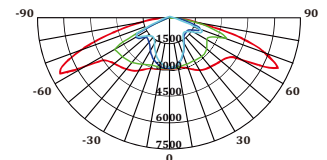


Model: ELX-CBR-ECCOB-150W

Dimension (mm)



Light Distribution Curve



3.000K 4.000K 5.000K 6.000K

- \* Easy maintenance
- Modular LED for easy replacement
- Opening and closing possible of LED module part and power supply part
- Customizable beam angle





# STREET LIGHT

ECO LUXON



120 Lm/W

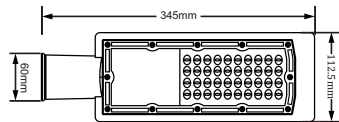
>80 Ra CRI

Daya (W)	10W	20W	50W	70W	100W	150W
Input Voltage	AC100~240V					
Frequency Amp.	50/60Hz					
LED Efikasi	120Lm/W					
Total Lumen	1.200Lm	2.400Lm	6.000Lm	8.400Lm	12.000Lm	18.000Lm
CRI	>80Ra					
Temperatur Warna	3000K-6000K					
Proteksi	IP66					
Beam Angle	120°					
Berat	600gr	600gr	1kg	1.7kg	1.7kg	2.5kg
Material	Die Casting Aluminium					

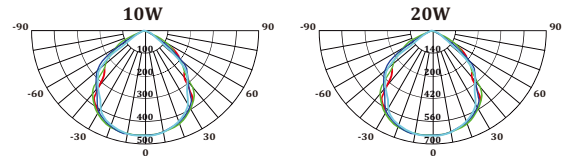
Model: ELX-SSD-ECSM-10W  
ELX-SSD-ECSM-20W



Dimension (mm)



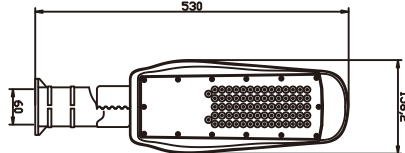
Light Distribution Curve



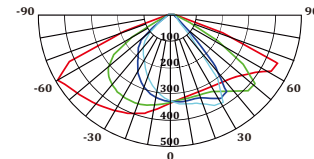
Model: ELX-SSD-ECSM-50W




Dimension (mm)



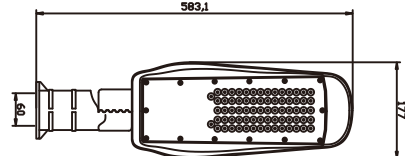
Light Distribution Curve



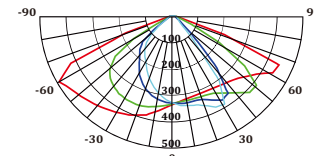
Model: ELX-SSD-ECSM-70W



Dimension (mm)



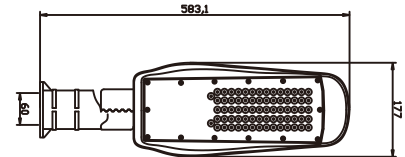
Light Distribution Curve



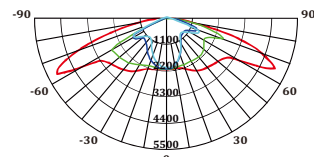
Model: ELX-SSD-ECSM-100W



Dimension (mm)



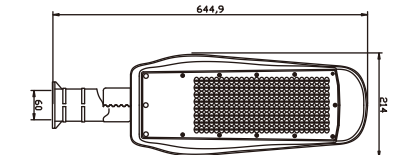
Light Distribution Curve



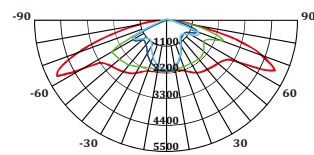
Model: ELX-SSD-ECSM-150W



Dimension (mm)



Light Distribution Curve



3.000K 4.000K 5.000K 6.000K

- \* Easy maintenance
- Modular LED for easy replacement
- Opening and closing possible of LED module part and power supply part
- Customizable beam angle



# STREET LIGHT

ZERON  
NEW LIGHT NEW LIFE

160  
Lm/W

>80<sub>Ra</sub>  
CRI



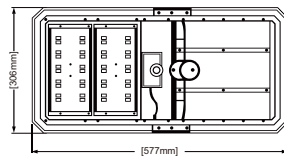
## All In One Solar Street Light

Daya (W)	20W	30W	40W	50W	60W
Frequency Amp.	50/60Hz				
LED Efikasi	160Lm/W				
Total Lumen	3.200Lm	4.800Lm	6.400Lm	8.000Lm	9.600Lm
CRI	>80Ra				
Proteksi	IP65				
Life Po4 Battery	12.8V, 48Ah	12.8V, 72Ah	12.8V, 96Ah	12.8V, 120Ah	12.8V, 144Ah
Charging Time	12Jam				
Material	Die Casting Aluminium				

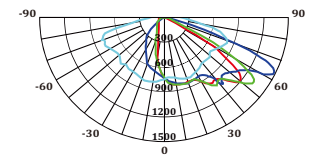
Model: ELE-20-20W



Dimension (mm)



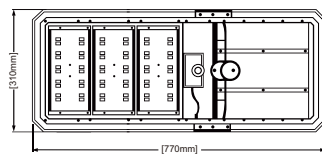
Light Distribution Curve



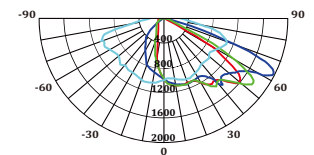
Model: ELE-20-30W



Dimension (mm)



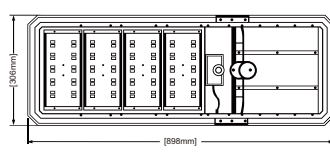
Light Distribution Curve



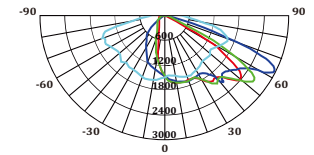
Model: ELE-20-40W



Dimension (mm)



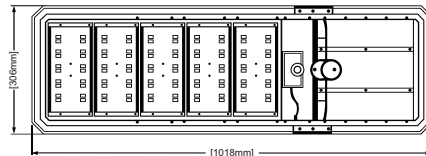
Light Distribution Curve



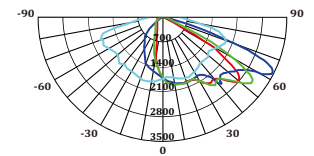
Model: ELE-20-50W



Dimension (mm)



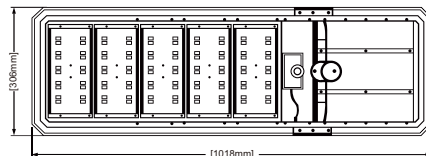
Light Distribution Curve



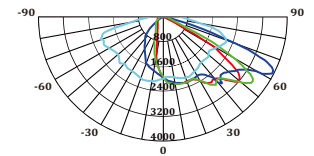
Model: ELE-20-60W



Dimension (mm)



Light Distribution Curve



3.000K 4.000K 5.000K 6.000K

- \* Easy maintenance
- Modular LED for easy replacement
- Opening and closing possible of LED module part and power supply part
- Customizable beam angle



# STREET LIGHT

ZERON  
NEW LIGHT NEW LIFE



160  
Lm/W

>80  
CRI

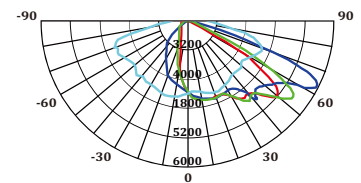
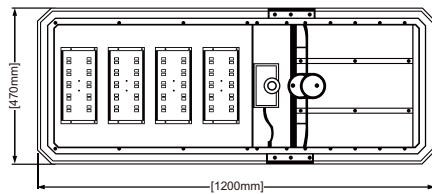
## All In One Solar Street Light

Daya (W)	80W	100W	120W	150W
Frequency Amp.	50/60Hz			
LED Efikasi	160Lm/W			
Total Lumen	12.800Lm	16.000Lm	19.200Lm	24.000Lm
CRI	>80Ra			
Proteksi	IP65			
Life Po4 Battery	12.8V, 192Ah	12.8V, 240Ah	12.8V, 260Ah	12.8V, 288Ah
Charging Time	12Jam			
Material	Die Casting Aluminium			

Model : ELE-20-80W  
ELE-20-100W

Dimension (mm)

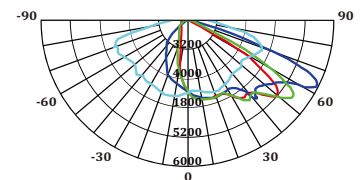
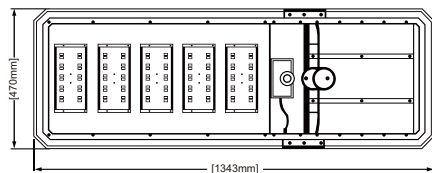
Light Distribution Curve



Model : ELE-20-120W

Dimension (mm)

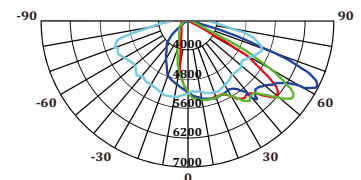
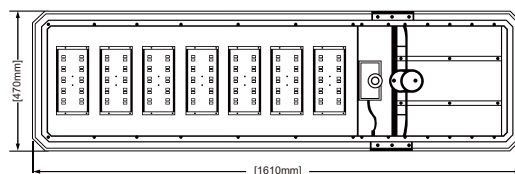
Light Distribution Curve



Model : ELE-20-150W

Dimension (mm)

Light Distribution Curve



3.000K 4.000K 5.000K 6.000K

- \* Easy maintenance
- Modular LED for easy replacement
- Opening and closing possible of LED module part and power supply part
- Customizable beam angle



# FLOOD LIGHT

ZERON  
NEW LIGHT NEW LIFE



150  
Lm/W

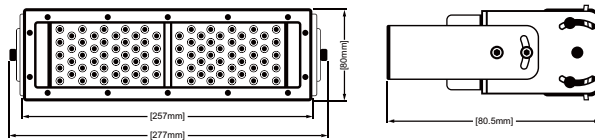
0.9  
PF

Daya (W)	50W	100W	150W	200W
Input Voltage	AC100~277V			
Frequency Amp.	50/60Hz			
LED Efisiensi	150Lm/W			
Total Lumen	7.500Lm	15.000Lm	22.500Lm	30.000Lm
CRI	>70Ra/0.9			
Temperatur Warna	3.000K-5.000K			
Proteksi	IP66			
Beam Angle	30°/60°/90°			
Berat	2kg	3.3kg	4.4kg	5.2kg
Material	Die Casting Aluminium			

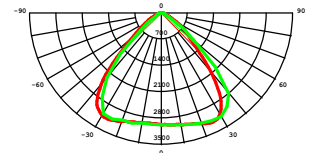
Model: ZERN-FLH-ZRSM-50W



Dimension (mm)



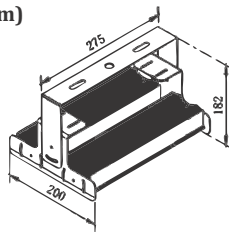
Light Distribution Curve



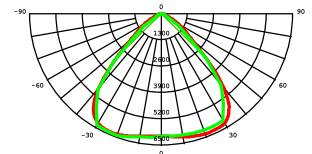
Model: ZERN-FLH-ZRSM-100W



Dimension (mm)



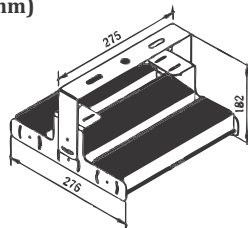
Light Distribution Curve



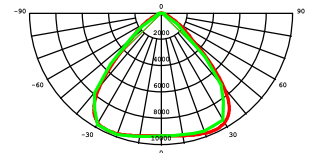
Model: ZERN-FLH-ZRSM-150W



Dimension (mm)



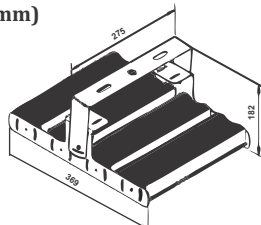
Light Distribution Curve



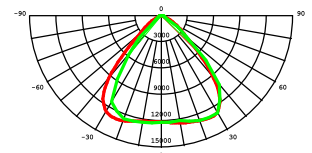
Model: ZERN-FLH-ZRSM-200W



Dimension (mm)



Light Distribution Curve



3.000K 4.000K 5.000K 6.000K

- \* Easy maintenance
- Modular LED for easy replacement
- Opening and closing possible of LED module part and power supply part
- Customizable beam angle



# FLOOD LIGHT

ZERON  
NEW LIGHT NEW LIFE



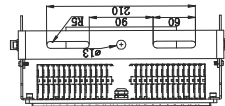
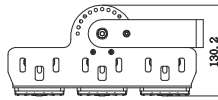
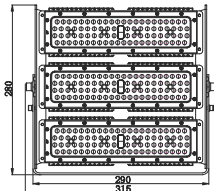
140  
Lm/W

0.9  
PF

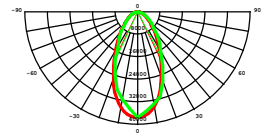
Daya (W)	300W	500W	750W	1000W
Input Voltage	AC100~277V			
Frequency Amp.	50/60Hz			
LED Efikasi	140Lm/W			
Total Lumen	45.000Lm	75.000Lm	112.500Lm	150.000Lm
CRI/Power Factor	>70Ra/0.9			
Temperatur Warna	3.000K-5.000K			
Proteksi	IP65			
Beam Angle	20°/30°/60°/90°			
Dimming (Option)	0-1V/1-10V/DALI/DMX512			
Berat	9.4kg	12.8kg	17.2kg	22kg
Material	Die Casting Aluminium			

Model: ZERN-FL-ZRSM-300W

Dimension (mm)

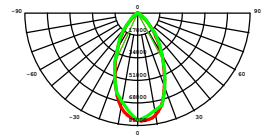
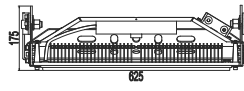
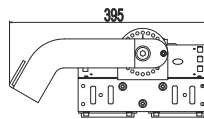
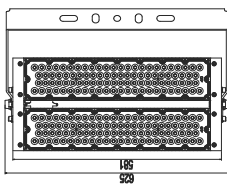


Light Distribution Curve



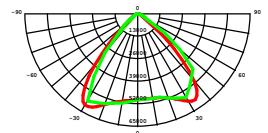
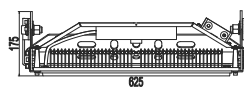
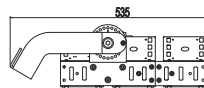
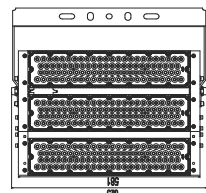
Model: ZERN-FL-ZRSM-500W

Dimension (mm)



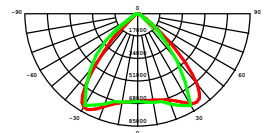
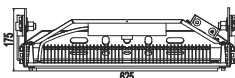
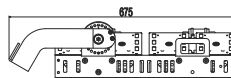
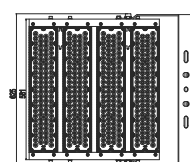
Model: ZERN-FL-ZRSM-750W

Dimension (mm)



Model: ZERN-FL-ZRSM-1000W

Dimension (mm)



3.000K 4.000K 5.000K 6.000K

- \* Easy maintenance
- Modular LED for easy replacement
- Opening and closing possible of LED module part and power supply part
- Customizable beam angle



# FLOOD LIGHT

ZERON  
NEW LIGHT NEW LIFE



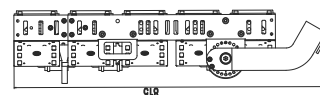
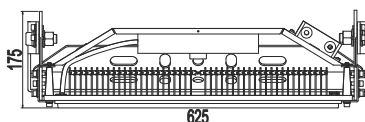

150  
Lm/W

0.9  
PF

Daya (W)	1.250W	1.500W
Input Voltage	AC100~277V	
Frequency Amp.	50/60Hz	
LED Efikasi	150Lm/W	
Total Lumen	187.500Lm	225.000Lm
CRI/PowerFactor	>70Ra/0.9	
Temperatur Warna	3.000K-5.000K	
Proteksi	IP66	
Beam Angle	20°/30°/60°/90°	
Dimming (Option)	0-1V/1-10V/DALI/DMX512	
Berat	26.5kg	31kg
Material	Die Casting Aluminium	

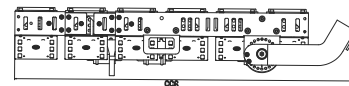
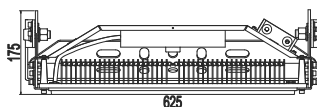

Model: ZERN-FL-ZRSM1250W

Dimension(mm)

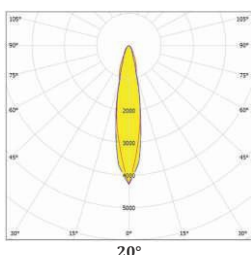


Model: ZERN-FL-ZRSM1500W

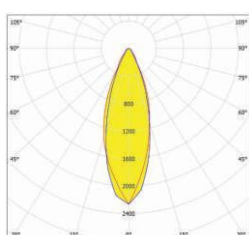
Dimension(mm)



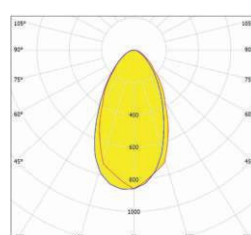
LightDistributionCurve



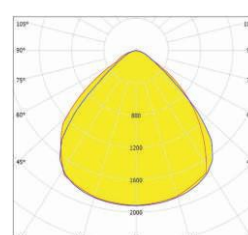
20°



30°



60°



90°

3.000K 4.000K 5.000K 6.000K

- \* Easy maintenance
- Modular LED for easy replacement
- Opening and closing possible of LED module part and power supply part
- Customizable beam angle





# FLOOD LIGHT

ECO LUXON

80 Lm/W

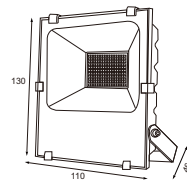
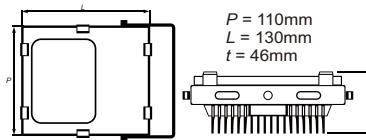
CRI >80Ra



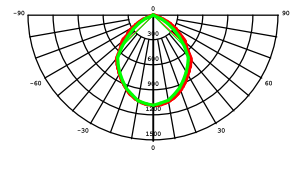
Daya (W)	10W	30W	50W	100W
Input Voltage	AC200~240V			
Frequency Amp.	50/60Hz			
LED Efisiensi	80Lm/W			
Total Lumen	800Lm	2.400Lm	4.000Lm	8.000Lm
CRI	>80Ra			
Temperatur Warna	3000K-6000K			
Proteksi	IP 66			
Beam Angle	60°/90°			
Berat	0.3Kg	0.6Kg	1.05Kg	1.34Kg
Material	Die Casting Aluminium			

Model: ELX-FL-ECOSM-10W

Dimension (mm)

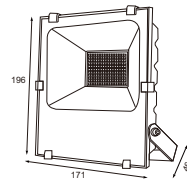
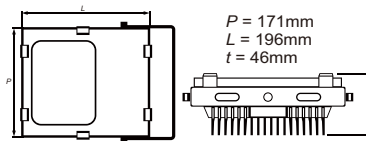


Light Distribution Curve

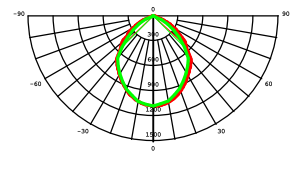


Model: ELX-FL-ECOSM-30W

Dimension (mm)

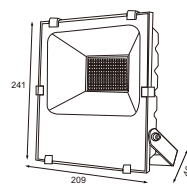
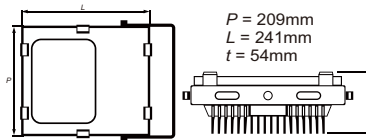


Light Distribution Curve

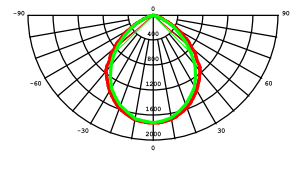


Model: ELX-FL-ECOSM-50W

Dimension (mm)

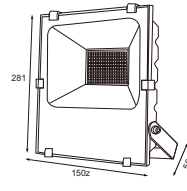
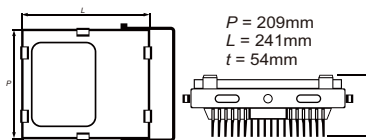



Light Distribution Curve

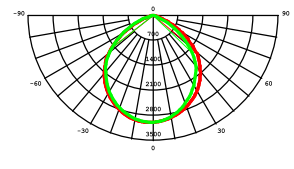


Model: ELX-FL-ECOSM-100W

Dimension (mm)



Light Distribution Curve



3.000K 4.000K 5.000K 6.000K

- \* Easy maintenance
- \* Modular LED for easy replacement
- \* Opening and closing possible of LED module part and power supply part
- \* Customizable beam angle





# HIGH BAY LIGHT

EGO LUXON



150 Lm/W

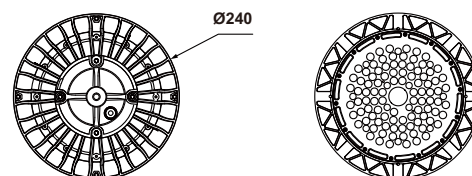
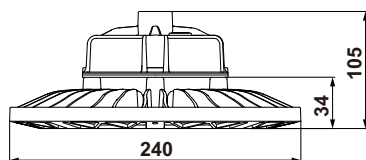
0.9 PF

Daya (W)	30W	50W	80W	100W
Input Voltage	AC 100~277V			
Frequency Amp.	50/60Hz			
LED Efikasi	150Lm/W			
Total Lumen	4.500Lm	7.500Lm	12.000Lm	15.000Lm
CRI	>70Ra			
Temperatur Warna	6000K			
Proteksi	IP 65			
Beam Angle	60°/90°/120°			
Berat	1.8kg	1.8kg	2.1kg	2.1kg
Working Temperature	-20~45°C			
Material	Graphene			

Model : ELX-HB-30W  
ELX-HB-50W



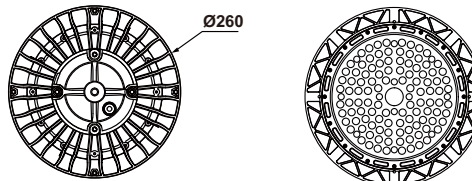
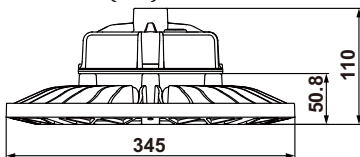
Dimension (mm)



Model : ELX-HB-80W  
ELX-HB-100W



Dimension (mm)



## Optional Accessories



M10 Hanging Hook



Mounting Bracket



Stainless Steel Safety Wire



Iron Chain

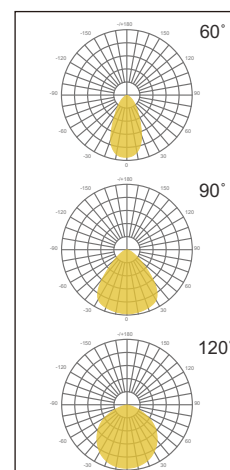


Aluminium Lampshade



PC Lampshade

## Light Distribution Curve



\* Easy maintenance  
- Modular LED for easy replacement  
- Opening and closing possible of LED module part and power supply part  
- Customizable beam angle





# HIGH BAY LIGHT

ECO LUXON


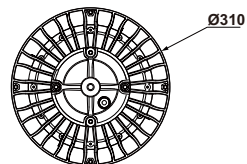
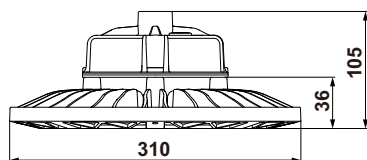


150  
Lm/W

0.9  
PF

Daya (W)	120W	150W	200W
Input Voltage	AC 100~277V		
Frequency Amp.	50/60Hz		
LED Efikasi	150Lm/W		
Total Lumen	18.000Lm	22.500Lm	30.000Lm
CRI	>70Ra		
Temperatur Warna	6000K		
Proteksi	IP 65		
Beam Angle	60°/90°/120°		
Berat	3kg	3kg	3.9kg
Working Temperature	-20~45°C		
Material	Graphene		


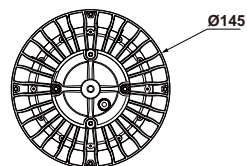
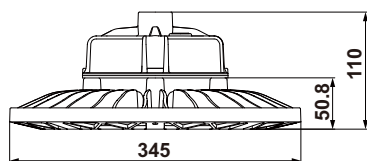
Model : ELX-HB-120W  
ELX-HB-150W



Model : ELX-HB-200W



Dimension (mm)



## Optional Accessories



M10 Hanging Hook



Mounting Bracket



Stainless Steel Safety Wire



Iron Chain

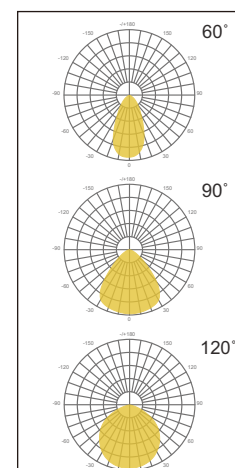


Aluminium Lampshade



PC Lampshade

## Light Distribution Curve



2.000K 4.000K 5.000K 6.000K

- \* Easy maintenance
- Modular LED for easy replacement
- Opening and closing possible of LED module part and power supply part
- Customizable beam angle





# HIGH BAY LIGHT

EGO LUXON



125  
Lm/W

CRI  
>70Ra

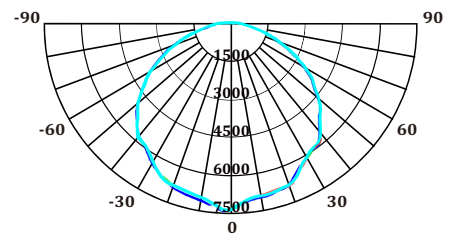
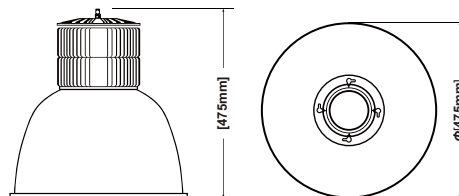
0.9  
PF

Daya (W)	150W
Input Voltage	AC 100~240V
Frequency Amp.	50/60Hz
LED Efikasi	125Lm/W
Total Lumen	18.750Lm
CRI	>70 Ra
Temperatur Warna	5000K
Proteksi	IP 65
Beam Angle	90°
Berat	5kg
Material	Alluminium Alloy

Model: ELX-HBLT-150W

Dimension (mm)

Light Distribution Curve



5000K	5000K	5000K	6000K
-------	-------	-------	-------

- \* Easy maintenance
- Modular LED for easy replacement
- Opening and closing possible of LED module part and power supply part
- Customizable beam angle

